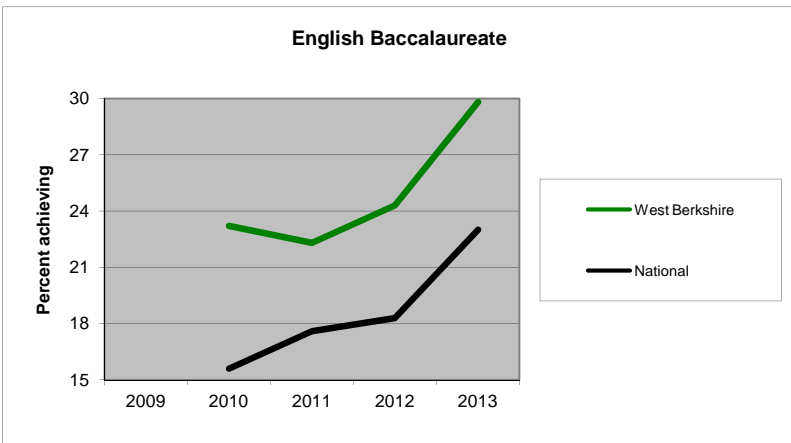
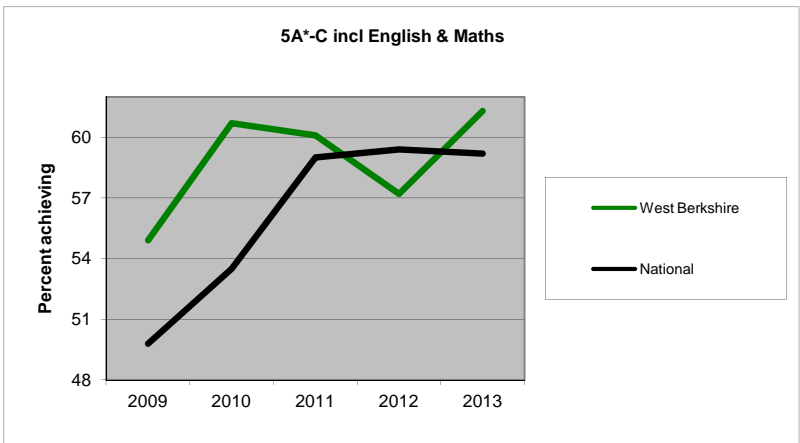
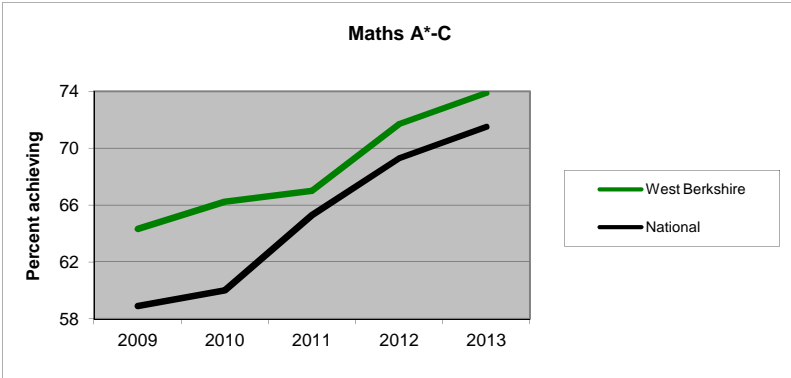
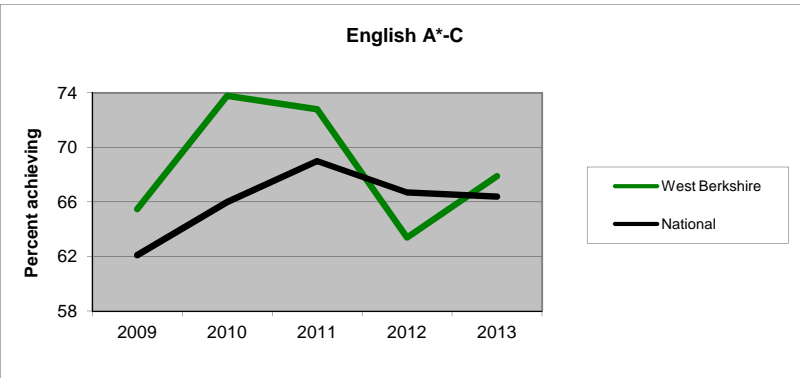


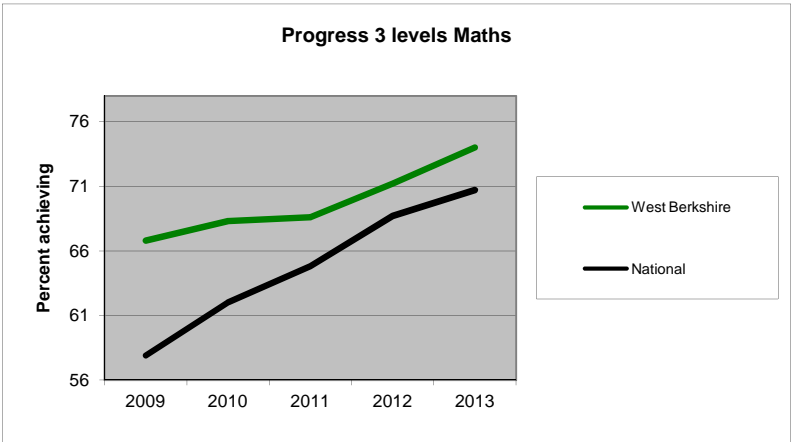
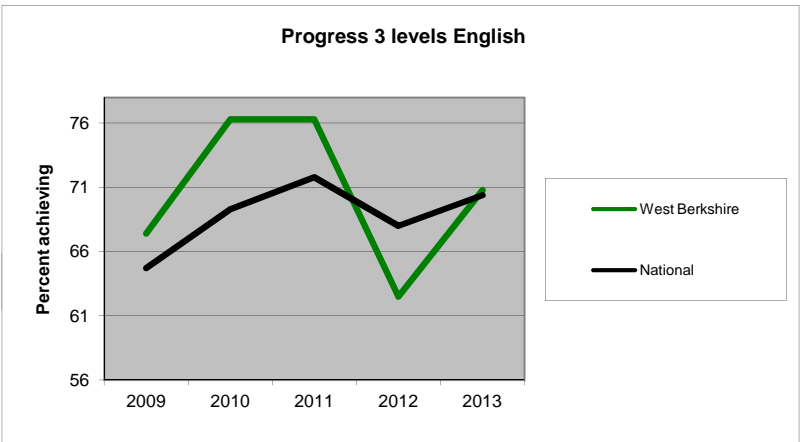
KS4 results - % key attainment and progress measures



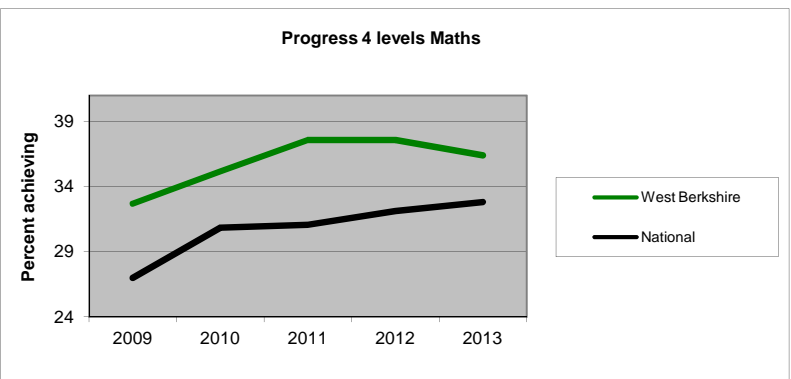
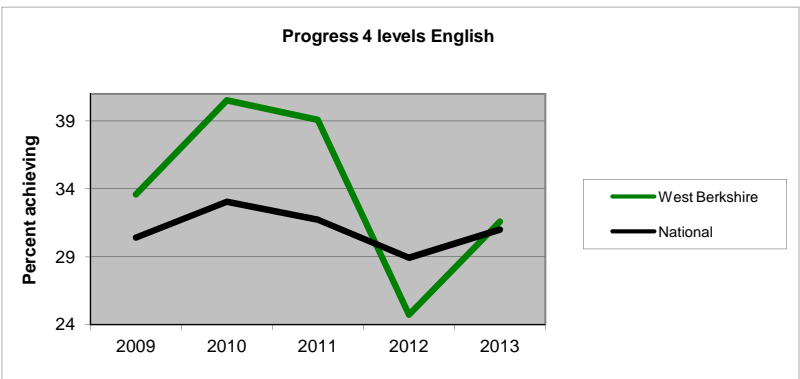
	5+ A*-C inc. Eng & maths					Quartile	English Baccalaureate					Quartile
	2009	2010	2011	2012	2013	2013	2009	2010	2011	2012	2013	2013
West Berkshire	54.9	60.7	60.1	57.2	61.3	B	23.2	22.3	24.3	29.8	29.8	A
National	49.8	53.5	59.0	59.4	59.2		15.6	17.6	18.3	23.0	23.0	



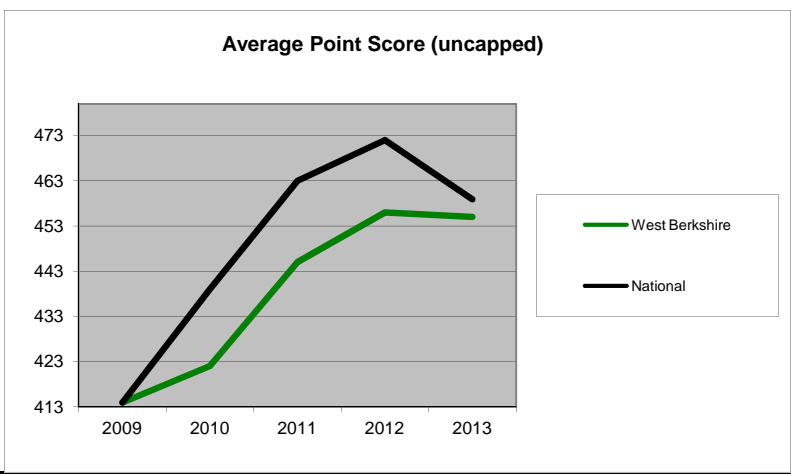
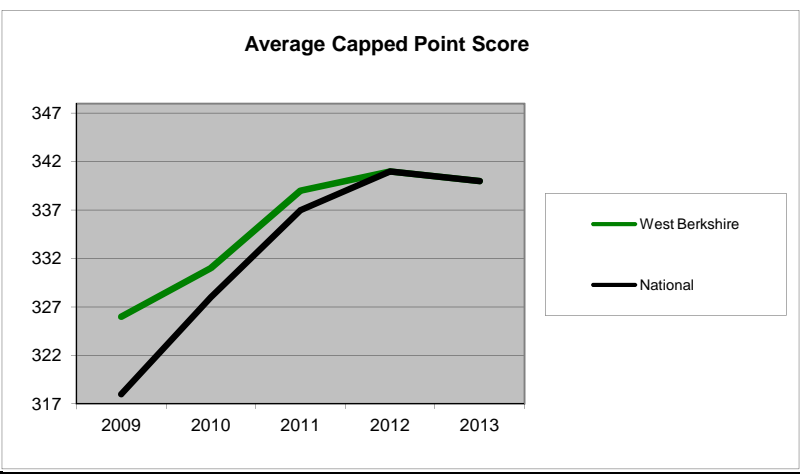
	English A*-C					Maths A*-C				
	2009	2010	2011	2012	2013	2009	2010	2011	2012	2013
West Berkshire	65.5	73.8	72.8	63.4	67.8	64.3	66.2	67.0	71.7	73.9
National	62.1	66.0	69.0	66.7	66.4	58.9	60.0	65.3	69.3	71.5



	Progress 3 levels English					Quartile	Progress 3 levels Maths					Quartile
	2009	2010	2011	2012	2013	2013	2009	2010	2011	2012	2013	2013
West Berkshire	67.4	76.3	76.3	62.5	70.8	B	66.8	68.3	68.6	71.2	74.0	B
National	64.7	69.3	71.8	68.0	70.4		57.9	62.0	64.8	68.7	70.7	



	Progress 4 levels English					Progress 4 levels Maths				
	2009	2010	2011	2012	2013	2009	2010	2011	2012	2013
West Berkshire	33.6	40.5	39.1	24.7	31.6	32.7	35.2	37.6	37.6	36.4
National	30.4	33.1	31.7	28.9	31.0	27.0	30.9	31.1	32.1	32.8



	Average Capped Point Score					Quartile	Average Point Score (uncapped)					Quartile
	2009	2010	2011	2012	2013	2013	2009	2010	2011	2012	2013	2013
West Berkshire	326	331	339	341	340.3	C	414	422	445	456	455	C
National	318	328	337	341	339.8		414	439	463	472	459	